



DESCRIPTION

Quikcote Trowel Texture is a pre-mixed water based acrylic texture in fine & coarse profile granular coating supplied in range of tint able bases as well as precoloured form. This premium exterior grade product consists of premium water based acrylic emulsion, high grade pigments, fillers, marble and powerful fungicide/anti-mildew agent. It is available in "Fine" and "Coarse" Grades.

USES

Quikcote Trowel Texture is a durable marble based texture coating, ideal for providing an attractive finish coating on correctly prepared exterior & interior wall surfaces of domestic & commercial buildings. It can be trowel applied or sprayed. Generally it is trowel applied and finished to achieve an even fine, medium or coarse granular appearance high build protective coating, displaying excellent resistance to weathering and excellent exterior durability. It requires to being top coated with Quikcote Membrane for total exterior durability and performance.

FEATURES AND BENEFITS

- Strong adhesion, Resistance to Mould and Algae
- Excellent flexibility, crack resistance and has good vapour permeability,
- Tint-able to extensive colour range.

SUITABLE SUBSTRATES – when properly prepared

- Cement Render surfaces
- Rendered ACC and Fire cement Sheeting
- Rendered Polystyrene Panels(EPS)
- Rendered Clay and Concrete Brickwork & Block
- Other primed and rendered exterior and interior surfaces

SURFACE PREPARATION



- Areas not to be coated should be masked and protected
- All surfaces to be coated must be dry, clean, sound, free from contaminants including; oil, mould release, dust, dirt, silicone, mud, grease, salt, efflorescence, animal droppings and any loose or flaking material.

APPLICATION

Before application ensure surface is cured and dry; Mix thoroughly with a power mixer, ensure product colour and consistency before application.

- Generally applied with a steel trowel and finished off with a plastic float.
- Apply a skim coat of texture with a steel trowel along the dry and leveled rendered surface, apply 1 to 2 SqM at a time.
- Allow the material to stand for a short time, thereafter use a plastic (PP) float in a circular fashion to level and produce the desired texture effect. Application must be in a brisk uniform fashion terminating when the whole area is complete, banded by a natural break such as an expansion joint corner etc. Let the texture dry for 24 hours; there after apply two coat of Quikcote Membrane to ensure system durability and performance.

TROWEL TEXTURE GRADE	PACKING	COVERAGE	THK
FINE	15L Pail	12-16Sqm	Grain Size
COARSE	15L Pail	10-13Sqm	Grain Size

Application Tools	 Steel Trowel / Plastic float		
Clean Up	 Clean all with water after use		
Appearance	Coloured gritty viscous liquid paste		
Type	Acrylic copolymer emulsion		
Drying Time (25°C & 50% RH)	Tack Free 2 hrs	Overcoat 24 hrs	Fully Dry 7 days
WFT	Grain Size		
No. of coats	Generally single coat		
Gloss Levels	Matt		
Specific Gravity	~1.6-1.8		
Thinner	Do not thin		
Shelf Life	24 months from date of mfg (sealed)		

- **Texture should not be extended (spread) too far;** otherwise durability and hiding power may suffer.

IMPORTANT INFORMATION

- Avoid application in full sun or hot, windy conditions.
- Check the weather forecast. Do not apply Quikcote Trowel Texture on excessively cold or humid days, or when rain is anticipated within 8 hours. Exposure to rain or overnight dew may result in coating being damaged or removed.



- Product drying time will vary depending on the ambient weather conditions and substrate porosity and moisture content, avoid application on hot surfaces or in hot windy conditions
- Check local weather conditions before application. Do not apply if poor weather is anticipated, product should be applied at ambient and substrate temperature of between 10°C and 30°C and where the temperature is at least 5 degrees above the ambient dew point (or relative humidity of below 50% as an alternate guide).
- Coated area must be protected from damage until the completion of the project; finished work must be protected from rain, frost and severe weather conditions until fully dried.

SAFETY AND HANDLING

Refer to Material Safety data sheet before use;

- Avoid inhalation of the vapour, prolonged skin contact and particularly eye contact
- Wear protective clothing to minimize skin contact and wear goggles where splatter is likely.
- Where spills occur, soak up liquid spillage with sand/sawdust and dispose of in a sensible manner. Do not permit run-off to sewer, storm water or open bodies of water.
- Storage: Store away from food and drink and in a safe place.

For further information or Material Safety Data Sheet on Quikcote Velvet Finish, please call 9303 7791 or visit www.quikcote.com.au

Please Refer to Material Safety Data Sheet before use;

When working with Velvet Finish observe the usual precautions for handling cement based products, including the following;

- Avoid inhalation of the dust, wear suitable respiratory protection mask, avoid prolonged skin contact with wet mortar and eye contact. (contains sand based crystalline silica and alkaline cement)
- Wear protective clothing to minimize skin contact and wear goggles where splatter is likely.

FIRST AID MEASURES

Ingestion


If swallowed, wash out mouth with water. Do NOT induce vomiting. Drink at least two (2) glasses of water. Seek medical attention.

Eye

Wash with copious amount of water for 15 minutes holding eyelid(s) open. Take care not to rinse contaminated water into non-affected eye. Seek medical attention.

Advice to Doctor

Treat symptomatically



WARRANTY & LIMITATIONS

Please refer to Manufacturer's Warranty documentation for details;

The liability of Quikcote Victoria Plaster Technologies Pty Ltd (Quikcote) for any loss, damage or other expenses (whether incurred directly or indirectly) in connection with use of Quikcote Velvet Finish is limited to as under;

- Quikcote provides a material only replacement warranty caused by any defect in manufacture when used in conjunction with the full Quikcote Wall-Coating System for a period of ten years when applied correctly by a skilled and experienced applicator in accordance with all current application recommendations as per and the Quikcote Wall coating System composition recommendation, including but not limited to, substrate type and preparation, application rates and methods, prevailing weather conditions and protection of finished work. Application dates, quantities must be recorded and supplied as a minimum to commence potential product failure investigation.
- Quikcote provides no warranty, expressed or implied, against damage due to movement of the substrate or structure.
- This product should be used in accordance with directions which are only a guide. Quikcote accepts no responsibility for inappropriate use or faulty workmanship. All mineral earth based aggregate /course filler based renders and textures will contain a low percentage of carbon and/or ferrous contaminants and can occasionally spot the surface. All care is taken in raw material selection to minimize such effects. Quikcote accepts no responsibility for this occasional occurrence.

Disclaimer:

The information and recommendations contained herein are based on tests and data believed to be reliable and are issued for your guidance. However we cannot accept any responsibility for the results as the use and application of the product is beyond our control.